

SPI QUALIFICATION FOR AUDITOR

Submit your request to CERISE

Internal auditor 1,000 EUR
External auditor 2,000 EUR




Pay SPI qualification fees
(CERISE invoice)


Stage 1: SPI training



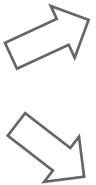
Send your CV
to CERISE



Explain your background,
experiences, goals of using
SPI, etc.



Sign the Terms of
Reference to frame your
SPI qualification process




SPI QUALIFICATION FOR AUDITOR

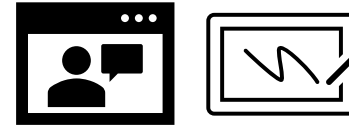
Stage 1: SPI training



Complete [e-learning module](#)
or attend an SPI4 training
(virtual or in person)



Watch a [live demo \(or recording\)](#) of the [SPI web application](#) and answer the evaluation questionnaire



Watch the [SPI4 APR Estimation Tool Tutorial](#) and complete a practical exercise



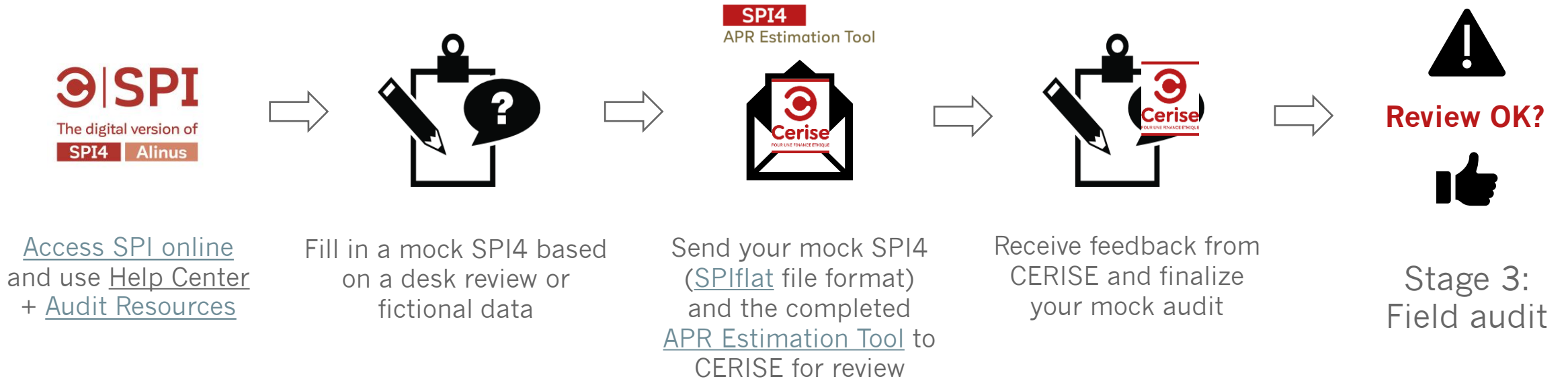
OK from CERISE?



Stage 2:
Mock audit

SPI QUALIFICATION FOR AUDITOR

Stage 2: Mock audit on SPI



SPI QUALIFICATION FOR AUDITOR

Stage 3: On-site audit



Conduct SPI on-site audit with an FSP within 12 months of signing the ToR



Fill in the audit online and send other documents to CERISE for review:

- APR Estimation Tool
- Action plan
- Narrative report




Criteria for review:

- Are all the indicators filled in?
- Are most indicators commented?
- Do the comments help justify the scoring?
- Are answers consistent and coherent?
- Are the other documents consistent and coherent?



Sign the [Terms and Conditions for SPI4 Qualified Auditors](#)



Receive SPI Certificate from CERISE